


PRO-STRETCH

SITE-BUILT FABRIC ACOUSTIC
WALL & CEILING TREATMENT SYSTEM
CANADA & USA STANDARDS

- Provides high-end acoustic performance
- Built on site
- Installs quickly and easily onto all types of wall and ceiling surfaces
- Precise site measurements are not required
- Facilitates efficient on-site coordination and timely installation
- Minimises maintenance and damage issues in interior spaces
- Lightweight components pack efficiently, minimising the impact of shipping
- Installation conceals slight imperfections on fire taped and rough sanded surfaces
- Any configuration or shape is possible
- All the components are 100% recyclable



SYSTEM COMPONENTS

TRACK

Typical 34 mm (1 3/8") and 53 mm (2 1/8") depth fire resistant plastic track extrusion for securing fabric. Systems thicker than 53 mm (2 1/8") available if required. 16 mm (5/8") and 28 mm (1 1/8") depth track also available. See the track details for various profiles.

Track is fixed directly to drywall, acoustic core filled in between track. Fabric is then stretched between the tracks, creating a finished panel.

On concrete walls, fire-rated plywood strips are mounted direct to concrete as a base for fixing the PRO-STRETCH system.

CORE

Typical:

25 mm (1") - 96 kg/m³ (6.0 lb/ft³) Rigid Acoustic

50 mm (2") - 96 kg/m³ (6.0 lb/ft³) Rigid Acoustic

75 mm (3") - 96 kg/m³ (6.0 lb/ft³) Rigid Acoustic

Increased thickness and density is available, should it be required. The PRO-STRETCH depth/core can be customised to meet specific acoustic performance requirements.

Tackable core available upon request.

WOOD

Fire-rated plywood strips are installed behind fabric, as required to provide blocking for surround speakers, light sconces, fire strobes, exit signs, thermostats or any other fixture occurring within the fabric field. Thickness of blocking coincides with the depth of the fabric field.

FABRIC

- Select from **eomac**'s standard ranges. Samples available upon request.
- Custom fabrics, colours and textures available.*
**Minimum order quantities may apply.*
- Customer's own fabric upon review and approval.
- Dye-sublimated, high-definition digital printing on acoustic fabric available upon review and approval of artwork/graphics.

Recommended Fabric Specifications:

Contents:	100% Recycled Polyester
Weight :	15.0 ±1.0 oz./Lin.yd
Width:	168 cm (66") usable

Flammability:

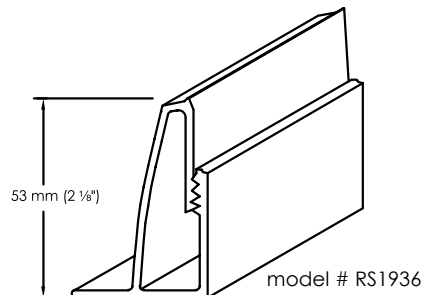
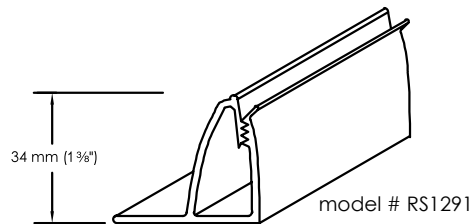
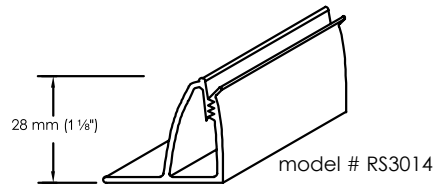
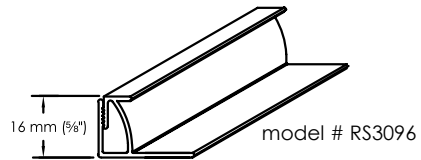
Fire test data performed by independent laboratories. Support documentation available upon request. Note that all data provided is for typical usage.

eomac is adaptable to other situations and custom applications.

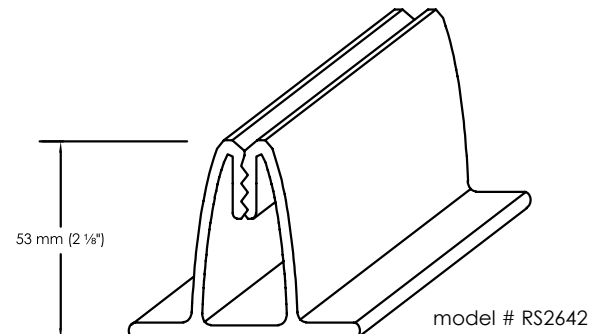
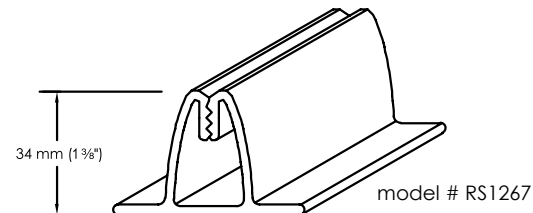
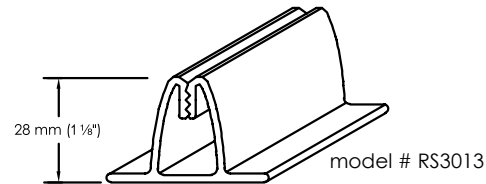
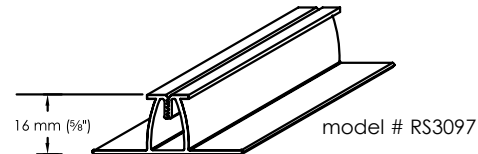


CANADA:	CAN/ULC-S 102: Class 1
EU:	EN 13238:2010: Class B, s2, d0
UK:	BS 476 Part 6: Class 0 BS 476 Part 7: Class 1 BS 56867 Part 2: Type B
USA:	ASTM E-84: Class A NFPA 265; UBC 8-2: Passes

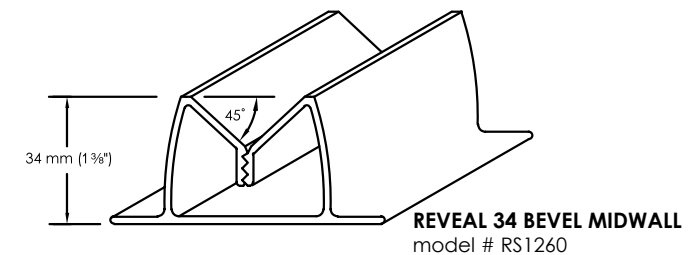
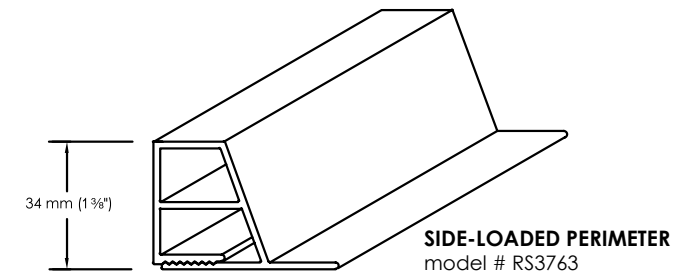
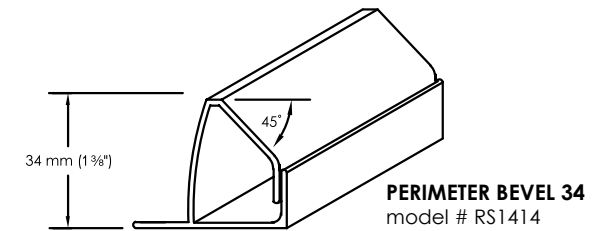
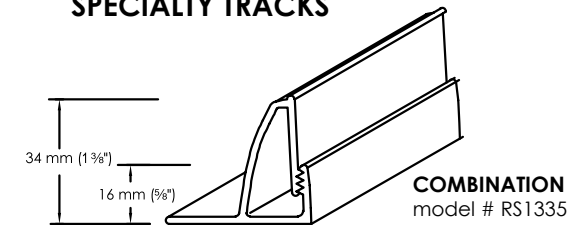
PERIMETER



MIDWALL



SPECIALTY TRACKS





SHOP DRAWINGS

eomac's in-house Technical Team reviews architectural drawings and provides design and layout support. With each project, eomac issues a complete set of shop drawings which are submitted for approval, prior to commencement of installation. Approved shop drawings define eomac's scope of work.

SITE CONDITIONS

Work can only begin once the construction has reached a stage ready to accept final finishes:

- Wet works, such as painting concrete and drywall, cured/completed.
- Temperature and humidity conditions have reached to the standard occupancy conditions.
- Ceiling grid installed.
- Areas cleaned with minimum airborne dust.
- All electrical works completed.

For cinema and home theatre applications, installation must be completed prior to setting of seats.

ELECTRICAL CONDITIONS

Electrical details for spacing are available upon request.

All electrical can be surface mounted, provided:

- All conduit and junction boxes are run tight on the surface of the walls.
- Junction boxes / conduit entry point at junction box, not to exceed depth of PRO-STRETCH system.
- Do NOT run multiple conduits tightly together.

WALL CONDITIONS

When Drywall:

- PRO-STRETCH system is fixed directly to drywall.
- Depth of the system is as specified.
- Drywall mounted to metal studs. eomac securely fixes wood grounds to studding for the mounting of speakers, scone lights etc.
- Drywall should be fire taped only and rough sanded. PRO-STRETCH is very adaptable to slight imperfections in the drywall and does not require a smooth and perfect surface to be installed.
- There is no need to paint and prime drywall in areas, which will be covered with the PRO-STRETCH system.

When Concrete:

- Fire-rated plywood strips are fixed to concrete where applicable.
- PRO-STERTCH system is fixed to the plywood strips.
- Depth of the system is minimum 34 mm (1 3/8") — 16 mm (5/8") track on 18 mm (3/4") fire-rated plywood strips.

ACOUSTIC PERFORMANCE

Thickness	Sound Absorption Coefficients (Hz)						NRC (ASTM - C423)
	125	250	500	1000	2000	4000	
25 mm (1")	0.08	0.33	0.78	1.03	1.02	1.04	0.80
50 mm (2")	0.32	0.81	1.06	1.02	0.99	1.04	0.95
75 mm (3")	0.78	0.89	1.04	0.98	1.01	1.02	1.00

Mounting Type: Direct Mounting

Typical PRO-STRETCH shop drawings available upon request.
For more information on PRO-STRETCH, please contact us.