

PRO-CLOUD

PREFABRICATED ACOUSTIC CEILING CLOUDS



- Provides high-end acoustic performance
- Manufactured in factory, then shipped to site for installation
- Available in a variety of shapes, sizes and edge profiles
- Available with and without aluminium edge profiles
- Provides quick and easy access to ceilings
- Available in fabric or wipeable and moisture-resistant finishes
- Can be custom made to the designer's specifications



DIMENSIONS

Thickness: 25 mm (1") and 50 mm (2")

Maximum panel size: 1200 mm x 3000 mm (48" x 120")

SHAPES

Rectangular, geometric or curvilinear to specification. Options include radius corner with radius edge, and radius corner with flat edge.

EDGE TYPES

Square, radius, bevelled, mitred, rabbeted and angle

Custom edge profiles available upon request.

Aluminium edge profiles available upon request.

SPECIAL SURFACES

In addition to fabric, PRO-CLOUDS are also available in wipeable and moisture-resistant finishes.

ACOUSTIC CORE

96 kg/m³ (6 lb/ft³) fibreglass - Durable and dimensionally stable

ACOUSTICS

25 mm (1") thickness with open weave fabric finish: **NRC 0.95**

50 mm (2") thickness with open weave fabric finish: **NRC 1.00**

MAINTENANCE

For routine cleaning, PRO-CLOUD can be vacuumed as any upholstered furniture. Panels can be cleaned using a solution of warm water and mild detergent. Manufacturer's instructions must be followed.

FABRIC

• Select from **eomac**'s standard ranges. Samples available upon request.

• Custom fabrics, colours and textures available.*

**Minimum order quantities may apply.*

• Customer's own fabric upon review and approval.

• Dye-sublimated, high-definition digital printing on acoustic fabric, available upon review and approval of artwork/graphics.

Recommended Fabric Specifications:

EU & UK

Contents: 100% Polyester Trevira CS

Weight: 400 g/Lm

Width: 168 cm usable

CANADA & USA

Contents: 100% Recycled Polyester

Weight: 15.0 ±1.0 oz./Lin.yd

Width: 168 cm (66") usable

Flammability:

Fire test data performed by independent laboratories. Support documentation available upon request. Note that all data provided is for typical usage.

eomac is adaptable to other situations and custom applications.



CANADA: CAN/ULC-S 102: Class 1

EU: EN 13823:2002: Class A, s1, d0

UK: BS 476 Part 6: Class 0

BS 476 Part 7: Class 1

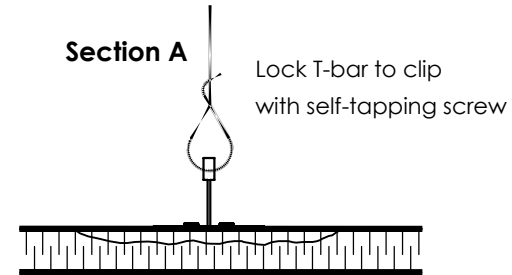
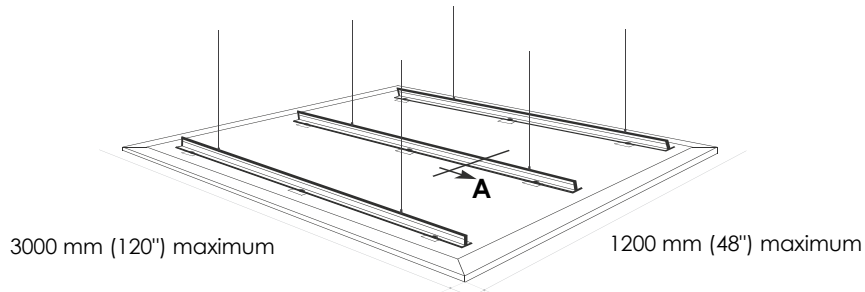
BS 56867 Part 2: Type B

USA: ASTM E-84: Class A

NFPA 265; UBC 8-2: Passes

SUSPENSION SYSTEM

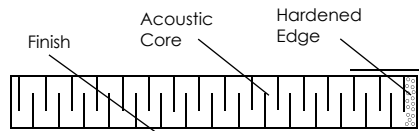
Hanger/piano wire, chain or cable suspend the clouds from existing ceiling/structure above. Special panel clips are resined into back of the cloud panel. Standard T-bar is slipped into clip and becomes rigid support for the cloud panel as well as suspension system.



EDGE PROFILES & DETAILS

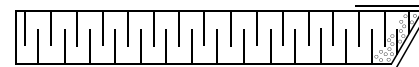
All edge treatments feature the exclusive resin hardened system. Custom edge profiles available upon request.

The edge treatments detailed below can be used with all panel types including standard, hard-face, tackable and reflective.



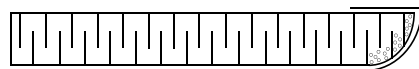
Square

Standard 90° edge for clean butt-joint or reveal edge installation



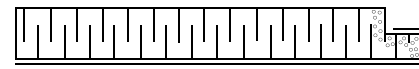
Mitred

Mitre for exposed edges or to match existing building detail



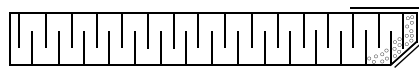
Radius

12.5 mm (1/2") radius softens the appearance of the edges to match or accentuate architectural detail



Rabbeted

Custom-cut to overlap strapping or moulding



Bevelled

45° bevel for a more traditional look or to match wood work detail



Radius

Custom-cut and used when installing panels in an inside corner situation



PRO-CLOUD SPECIFICATION FORM

PART A: GENERAL

I. Work Installed

1. The work under this section shall be subject to the requirements of the general conditions, the drawings, schedules, addenda and other contract documents.
2. Installation of acoustic materials covered in this section shall be by a contractor in this type of work.
3. Acoustical materials shall be installed according to the manufacturer's instructions.
4. Substitutions will not be permitted for materials and methods covered in this section.

II. Job Conditions

1. Installation of acoustical treatment shall not begin until all wet work is completely dry. These materials are designed for installation under standard occupancy conditions from 15°C (60°F) to 30°C (85°F) at not more than 80% relative humidity in an enclosed building.
2. The acoustical contractor shall be responsible for the examination and acceptance of all surfaces and conditions affecting the proper installation of their material, and shall not proceed until all unsatisfactory conditions have been corrected by others.

PART B: PRODUCTS

I. Acoustical Materials: Ceiling Clouds

1. Acoustical ceiling clouds shall be **eomac** PRO-CLOUD type.
2. The units shall be wide..... high thick
3. Panel shall be one-piece construction, using fibreglass acoustical board 96 kg/m³ (6 lb/ft³) density which is totally inert and dimensionally stable. Panels shall have chemically hardened edges to reinforce the panel and make it damage-resistant.
4. Decorative finish shall be from pattern colour..... weight width with fire hazard classification when tested in accordance with of flame spread and smoke developed Finish to be bonded to the face of the panel using a fire-resistant adhesive, wrapped around the edges and returned to the back of the panel.
5. Acoustic panels shall have a Noise Reduction Coefficient (NRC) of using a mounting covered in the material specified, tested under procedures.
6. Panel is installed using suspension method.

- II. **Fire Protection:** All panel core components shall have flame spread ratings per